



Image Swap Feature User Guide

Version 1.0

October 2018

Contents

Introduction.....	3
Step 1 – Create an original image.....	3
Step 2 – Create new images.....	3
Step 3 – Name your images.....	4
Step 4 – Save images in FTP location.....	4
Step 5 – Add original image name to Delacon Portal.....	4
About Delacon.....	4

Introduction


This feature will allow Delacon to automatically update an existing image file that contains a phone number with a different image file that contains a Delacon tracking number. This allows a different call tracking number to display as an image when required.

This is similar to the way our standard call tracking numbers works, however this feature will update numbers that are contained within images.

Please note this guide only applies to images that contain Delacon call tracking numbers.

Step 1 – Create an original image

Create an original image which contains your normal business phone number. The image can be created in any image format.





You need to ensure that this image is loaded onto the webpage you are wanting to use this feature on.

Step 2 – Create new images

Using the original image, create new images for each call tracking number you require using the same image format as the original image.

Example:



Step 3 – Name your images

It is important you use the same naming convention across all images that you are using for call tracking numbers. They need to contain:

- The same image name.
- Your CID
- The specific rolling number embedded in that image.
- Each section separated by an underscore (_).

e.g. <image name>_<CID>_rolling number.png

For example, if your CID is 1000, your rolling numbers are 1300000001 and 1300000002 and the image name is Number ABC, the file names would be:

NumberABC_1000_1300000001.png and NumberABC_1000_1300000002.png.

Step 4 – Save images in FTP location

Make sure you save all your images in the same server path/directory.

Step 5 – Add original image name to Delacon Portal

In Delacon's portal, navigate to Services and click on 'Edit' for the CID you want to add this functionality to and add the original image name into the Original Image Name field:

Original Image Name ?

abc.png x	123.png x
delacon_logo_old.png x	
delacon_logo_new.png x	
xyz.png x	Original Image Name

Click Submit.

About Delacon

Delacon has extensive expertise in developing leading edge telecommunication technologies that help businesses stay ahead. Since the company's beginning in 1996, Delacon has been committed to developing products that help businesses improve their day to day operations and marketing ROI. Over the past few years the company's efforts have been focused on delivering a world class call tracking solution to support directory companies, digital media agencies, data driven marketing professionals, direct marketers, SME and enterprise businesses.